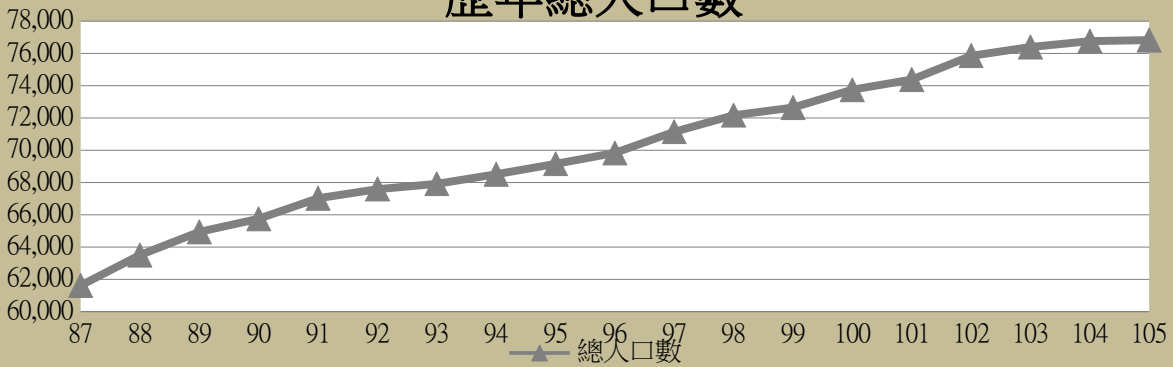


新竹市香山區歷年人口數統計資料

年度	總戶數	總人口數	男	女
87	16,136	61,616	32,016	29,600
88	17,026	63,510	32,927	30,583
89	17,685	64,938	33,571	31,367
90	18,222	65,758	33,921	31,837
91	19,001	67,030	34,616	32,414
92	19,356	67,597	34,893	32,704
93	19,565	67,923	35,009	32,914
94	20,036	68,514	35,308	33,206
95	20,367	69,165	35,554	33,611
96	20,884	69,833	35,830	34,003
97	21,702	71,152	36,436	34,716
98	22,481	72,176	36,825	35,351
99	22,986	72,649	37,070	35,579
100	23,618	73,748	37,590	36,158
101	24,082	74,391	37,949	36,442
102	25,148	75,864	38,606	37,258
103	25,723	76,392	38,920	37,472
104	26,201	76,762	39,100	37,662
105	26,225	76,836	39,159	37,677

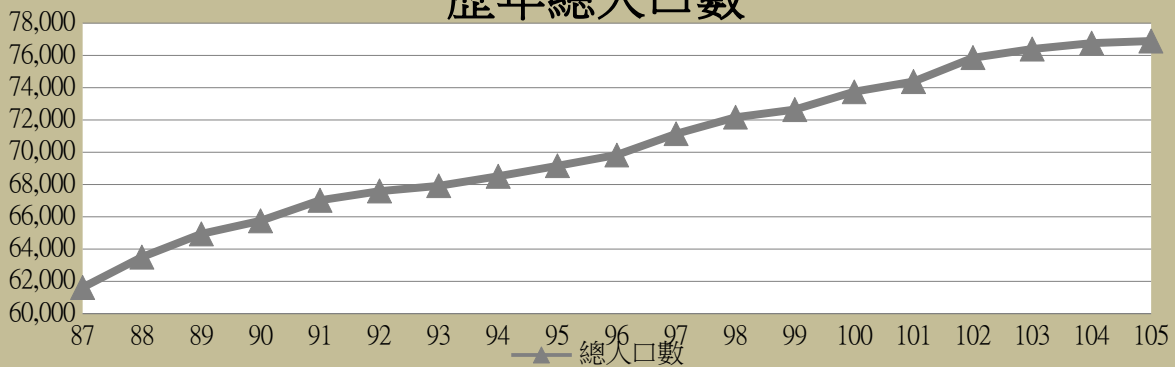
歷年總人口數



新竹市香山區歷年人口數統計資料

年度	總戶數	總人口數	男	女
87	16,136	61,616	32,016	29,600
88	17,026	63,510	32,927	30,583
89	17,685	64,938	33,571	31,367
90	18,222	65,758	33,921	31,837
91	19,001	67,030	34,616	32,414
92	19,356	67,597	34,893	32,704
93	19,565	67,923	35,009	32,914
94	20,036	68,514	35,308	33,206
95	20,367	69,165	35,554	33,611
96	20,884	69,833	35,830	34,003
97	21,702	71,152	36,436	34,716
98	22,481	72,176	36,825	35,351
99	22,986	72,649	37,070	35,579
100	23,618	73,748	37,590	36,158
101	24,082	74,391	37,949	36,442
102	25,148	75,864	38,606	37,258
103	25,723	76,392	38,920	37,472
104	26,201	76,762	39,100	37,662
105	26,247	76,900	39,181	37,719

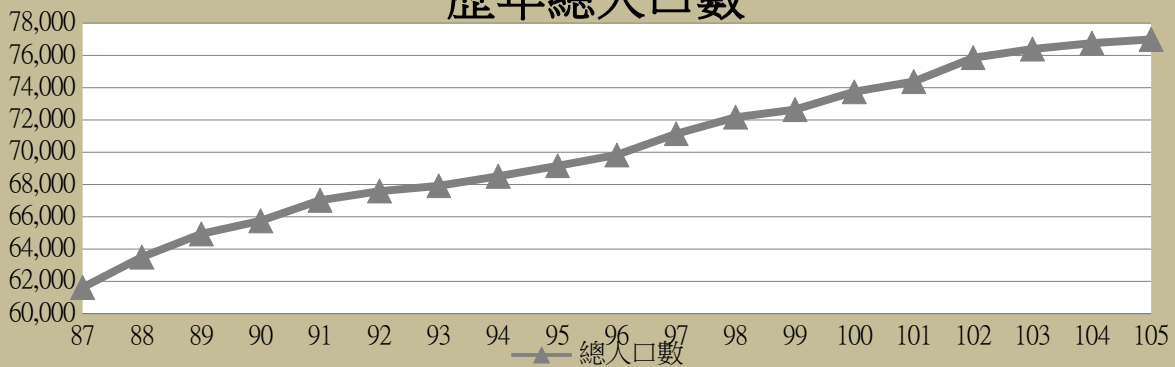
歷年總人口數



新竹市香山區歷年人口數統計資料

年度	總戶數	總人口數	男	女
87	16,136	61,616	32,016	29,600
88	17,026	63,510	32,927	30,583
89	17,685	64,938	33,571	31,367
90	18,222	65,758	33,921	31,837
91	19,001	67,030	34,616	32,414
92	19,356	67,597	34,893	32,704
93	19,565	67,923	35,009	32,914
94	20,036	68,514	35,308	33,206
95	20,367	69,165	35,554	33,611
96	20,884	69,833	35,830	34,003
97	21,702	71,152	36,436	34,716
98	22,481	72,176	36,825	35,351
99	22,986	72,649	37,070	35,579
100	23,618	73,748	37,590	36,158
101	24,082	74,391	37,949	36,442
102	25,148	75,864	38,606	37,258
103	25,723	76,392	38,920	37,472
104	26,201	76,762	39,100	37,662
105	26,282	76,992	39,204	37,788

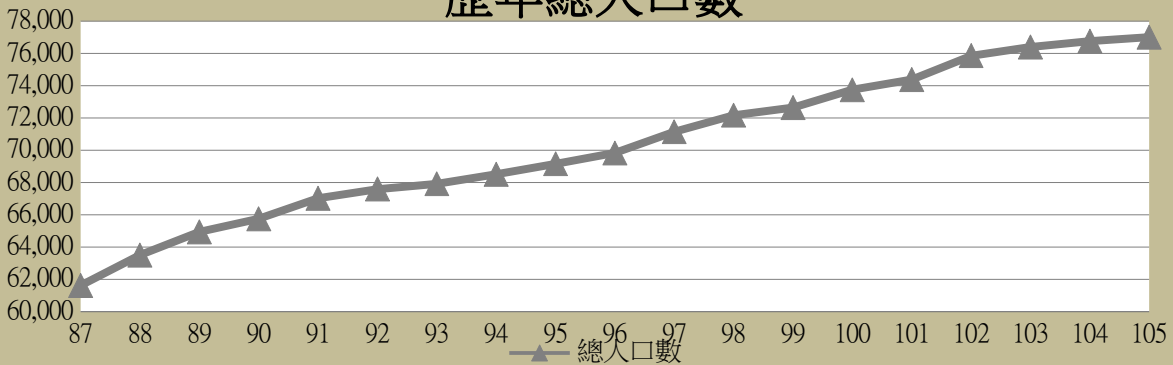
歷年總人口數



新竹市香山區歷年人口數統計資料

年度	總戶數	總人口數	男	女
87	16,136	61,616	32,016	29,600
88	17,026	63,510	32,927	30,583
89	17,685	64,938	33,571	31,367
90	18,222	65,758	33,921	31,837
91	19,001	67,030	34,616	32,414
92	19,356	67,597	34,893	32,704
93	19,565	67,923	35,009	32,914
94	20,036	68,514	35,308	33,206
95	20,367	69,165	35,554	33,611
96	20,884	69,833	35,830	34,003
97	21,702	71,152	36,436	34,716
98	22,481	72,176	36,825	35,351
99	22,986	72,649	37,070	35,579
100	23,618	73,748	37,590	36,158
101	24,082	74,391	37,949	36,442
102	25,148	75,864	38,606	37,258
103	25,723	76,392	38,920	37,472
104	26,201	76,762	39,100	37,662
105	26,325	77,016	39,221	37,795

歷年總人口數



新竹市香山區歷年人口數統計資料

年度	總戶數	總人口數	男	女
87	16,136	61,616	32,016	29,600
88	17,026	63,510	32,927	30,583
89	17,685	64,938	33,571	31,367
90	18,222	65,758	33,921	31,837
91	19,001	67,030	34,616	32,414
92	19,356	67,597	34,893	32,704
93	19,565	67,923	35,009	32,914
94	20,036	68,514	35,308	33,206
95	20,367	69,165	35,554	33,611
96	20,884	69,833	35,830	34,003
97	21,702	71,152	36,436	34,716
98	22,481	72,176	36,825	35,351
99	22,986	72,649	37,070	35,579
100	23,618	73,748	37,590	36,158
101	24,082	74,391	37,949	36,442
102	25,148	75,864	38,606	37,258
103	25,723	76,392	38,920	37,472
104	26,201	76,762	39,100	37,662
105	26,378	77,046	39,240	37,806

歷年總人口數

